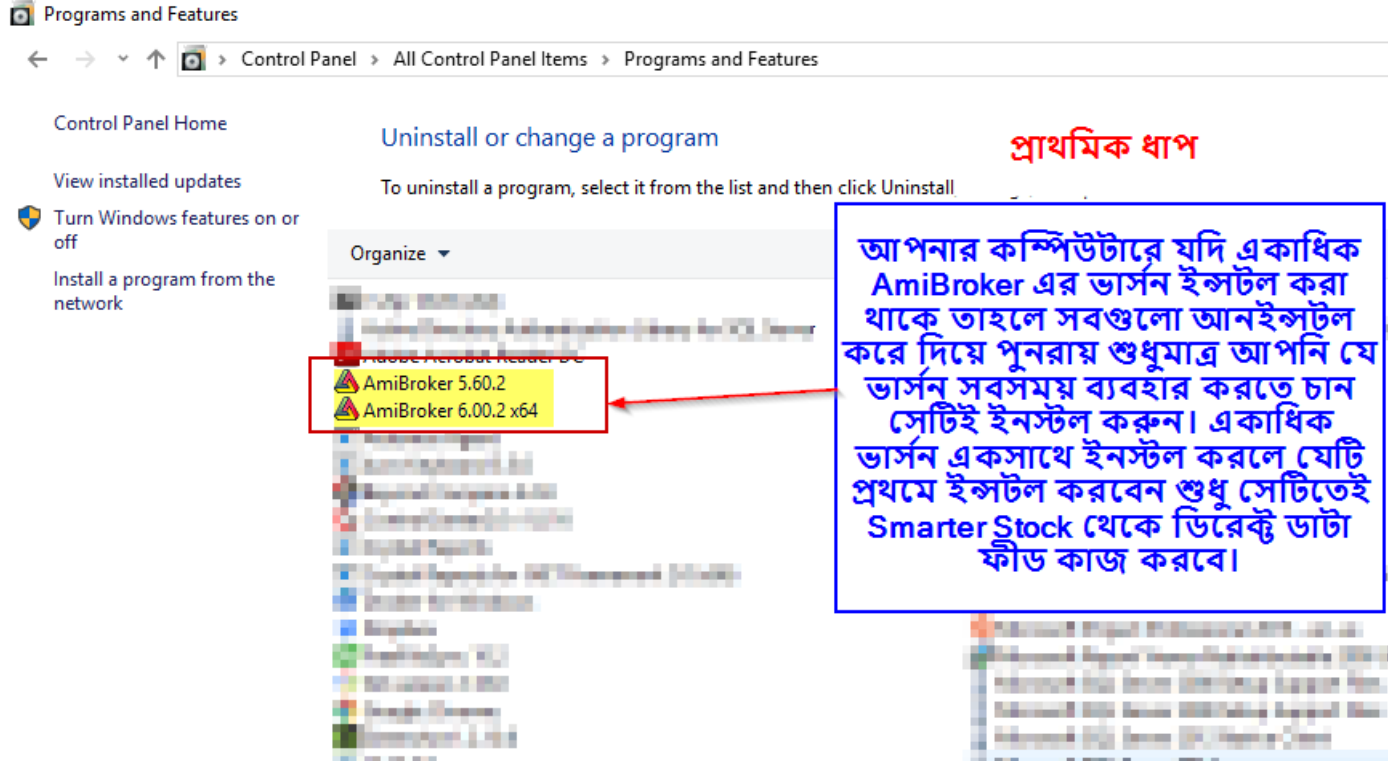


কিভাবে **Smarter Stock** সফটওয়্যার ব্যবহার করে আপনার **AmiBroker** সফটওয়্যারে মার্কেট চলাকালীন সময়ে EOD এবং Intraday অটো রিফ্রেশসহ ডিরেক্ট ডাটা ফীড নিবেন?

নিম্নের নির্দেশনা ধাপে ধাপে অনুসরণ করুন:

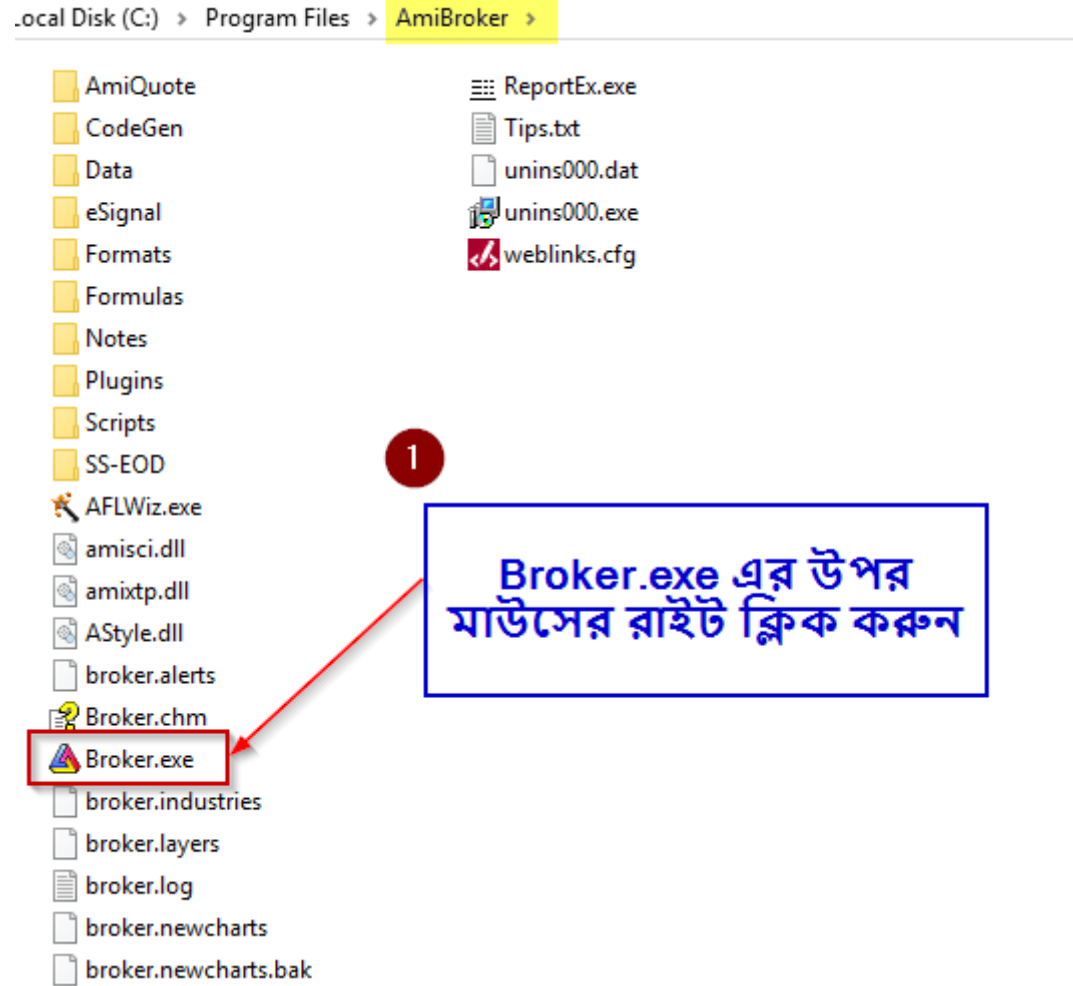
প্রাথমিক ধাপ



Smarter Stock এর ইনস্টলেশন, AmiBroker ডাটা ফীড সেটআপ বা যেকোন ধরনের টেকনিক্যাল সমস্যার জন্য কল করুন আমাদের টেকনিক্যাল সাপোর্ট নম্বরে **01730-595219** বা ইমেইল করুন sales@ecosoftbdit.com এই ঠিকানায়। Smarter Stock ডাউনলোড করুন

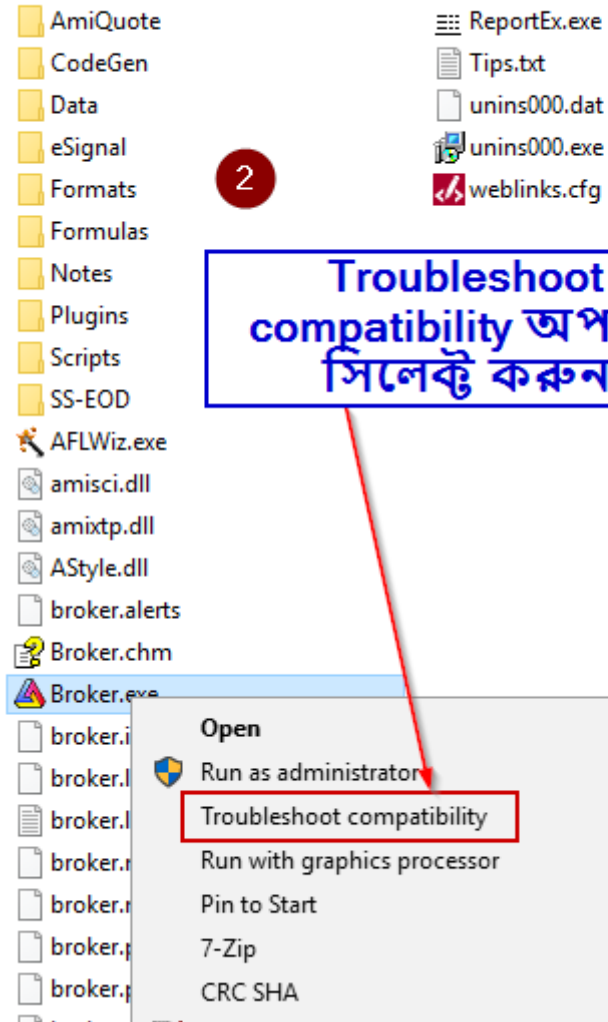
<https://www.ecosoftbdit.com/download>

ধাপ-০১



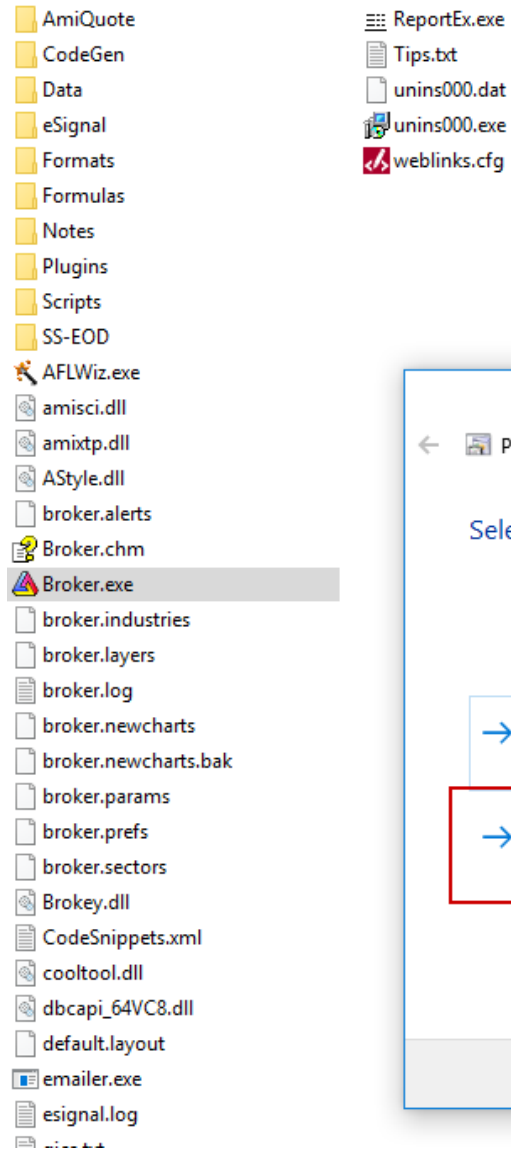
ধাপ-০২

Local Disk (C:) > Program Files > AmiBroker



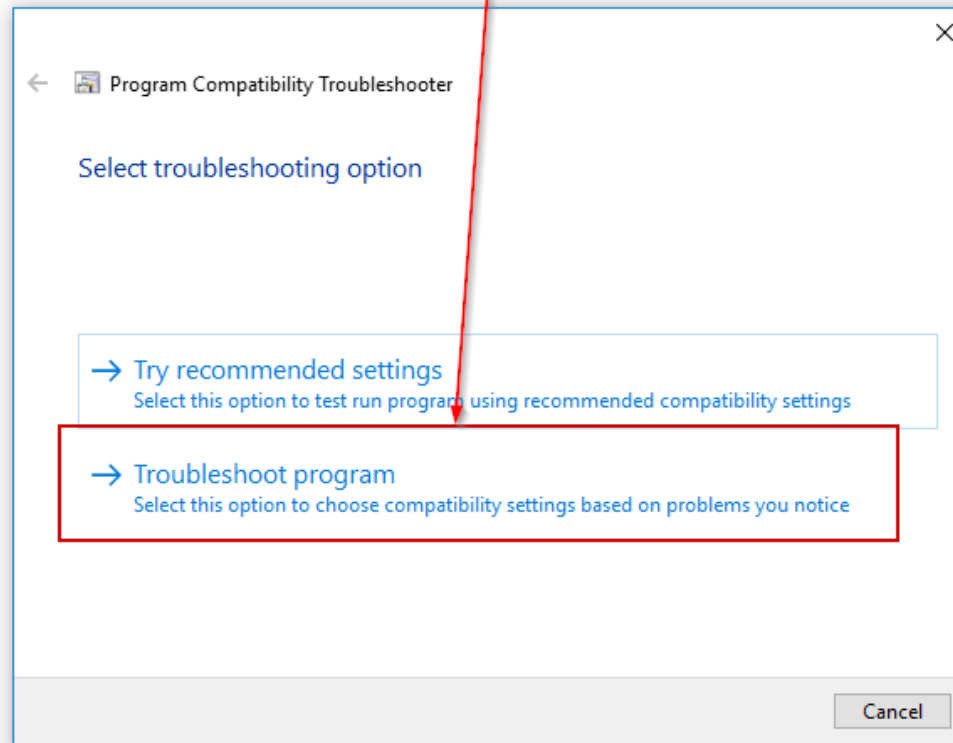
ধাপ-০৩

Local Disk (C:) > Program Files > AmiBroker



3

Troubleshoot program
অপশন সিলেক্ট করুন



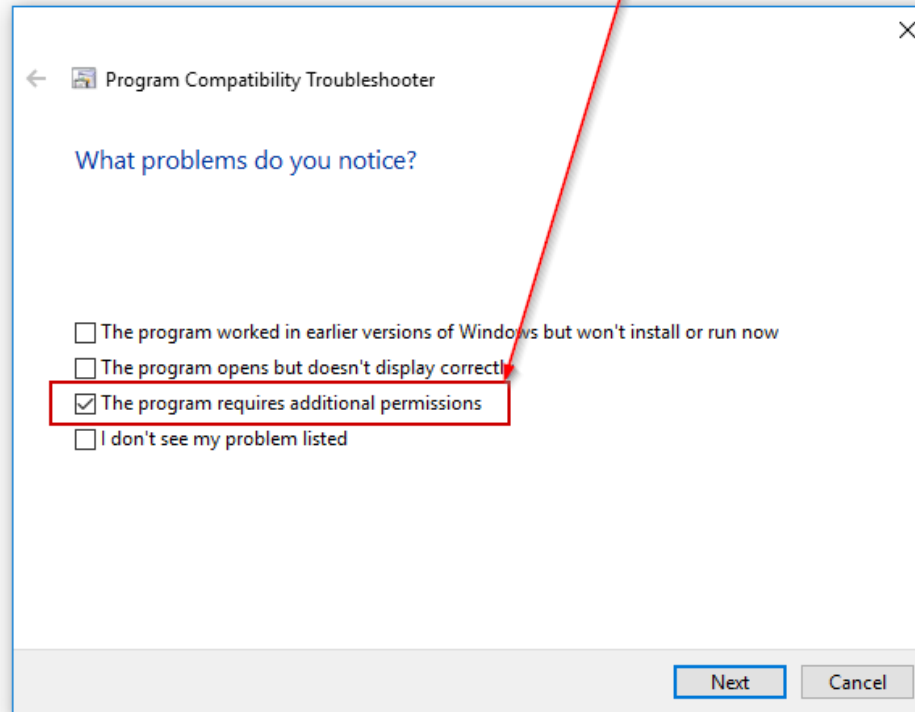
ধাপ-০৪

cal Disk (C:) > Program Files > AmiBroker

- AmiQuote
 - CodeGen
 - Data
 - eSignal
 - Formats
 - Formulas
 - Notes
 - Plugins
 - Scripts
 - SS-EOD
 - AFLWiz.exe
 - amisci.dll
 - amixtp.dll
 - AStyle.dll
 - broker.alerts
 - Broker.chm
 - Broker.exe**
 - broker.industries
 - broker.layers
 - broker.log
 - broker.newcharts
 - broker.newcharts.bak
 - broker.params
 - broker.prefs
 - broker.sectors
 - Brokey.dll
 - CodeSnippets.xml
 - cooltool.dll
 - dbcapi_64VC8.dll
 - default.layout
 - emailer.exe
 - esignal.log
 - .
- ReportEx.exe
 - Tips.txt
 - unins000.dat
 - unins000.exe
 - weblinks.cfg

4

The program requires additional permissions
অপশনে টিক চিহ্ন দিন



ধাপ-০৫

Local Disk (C:) > Program Files > AmiBroker

- AmiQuote
- CodeGen
- Data
- eSignal
- Formats
- Formulas
- Notes
- Plugins
- Scripts
- SS-EOD
- AFLWiz.exe
- amisci.dll
- amixtp.dll
- AStyle.dll
- broker.alerts
- Broker.chm
- Broker.exe**
- broker.industries
- broker.layers
- broker.log
- broker.newcharts
- broker.newcharts.bak
- broker.params
- broker.prefs
- broker.sectors
- Brokey.dll
- CodeSnippets.xml
- cooltool.dll
- dbcapi_64VC8.dll
- default.layout
- emailer.exe
- esignal.log
- gics.txt
- ReportEx.exe
- Tips.txt
- unins000.dat
- unins000.exe
- weblinks.cfg

5

Test program বাটনে ক্লিক করে এমিব্রোকার সফটওয়্যার রান করুন

Program Compatibility Troubleshooter

Test compatibility settings for the program

i Settings applied to Broker:
- User Account Control: Run as administrator

You need to test the program to make sure these new settings fixed the problem before you can click Next to continue.

Test the program...

Next Cancel

ধাপ-০৬



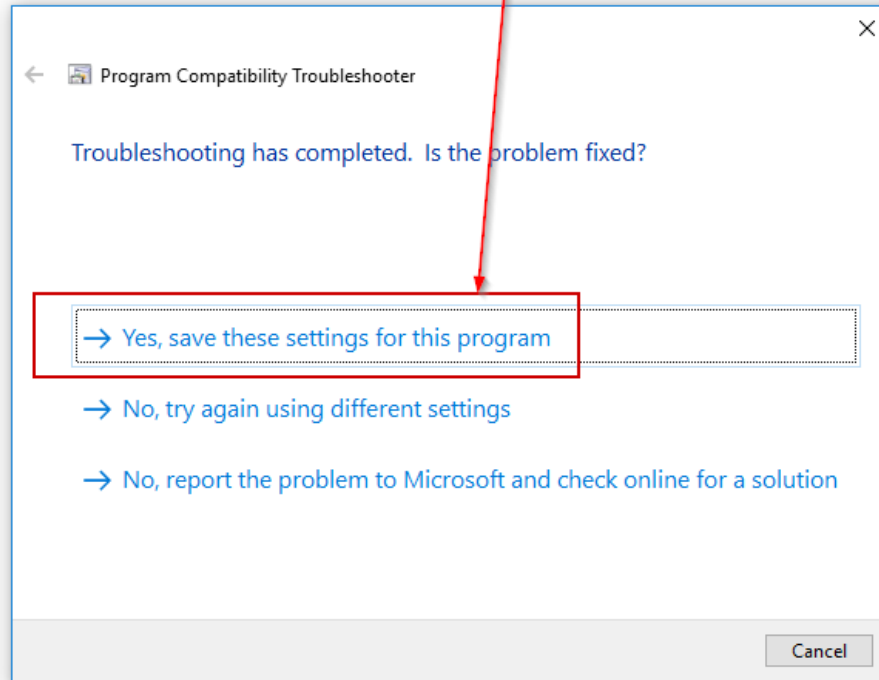
ধাপ-০৭

Local Disk (C:) > Program Files > AmiBroker

- AmiQuote
- CodeGen
- Data
- eSignal
- Formats
- Formulas
- Notes
- Plugins
- Scripts
- SS-EOD
- AFLWiz.exe
- amisci.dll
- amixtp.dll
- AStyle.dll
- broker.alerts
- Broker.chm
- Broker.exe**
- broker.industries
- broker.layers
- broker.log
- broker.newcharts
- broker.newcharts.bak
- broker.params
- broker.prefs
- broker.sectors
- Brokey.dll
- CodeSnippets.xml
- cooltool.dll
- dbcapi_64VC8.dll
- default.layout
- emailer.exe
- esignal.log
- gics.txt
- HtmlView.exe
- ReportEx.exe
- Tips.txt
- unins000.dat
- unins000.exe
- weblinks.cfg

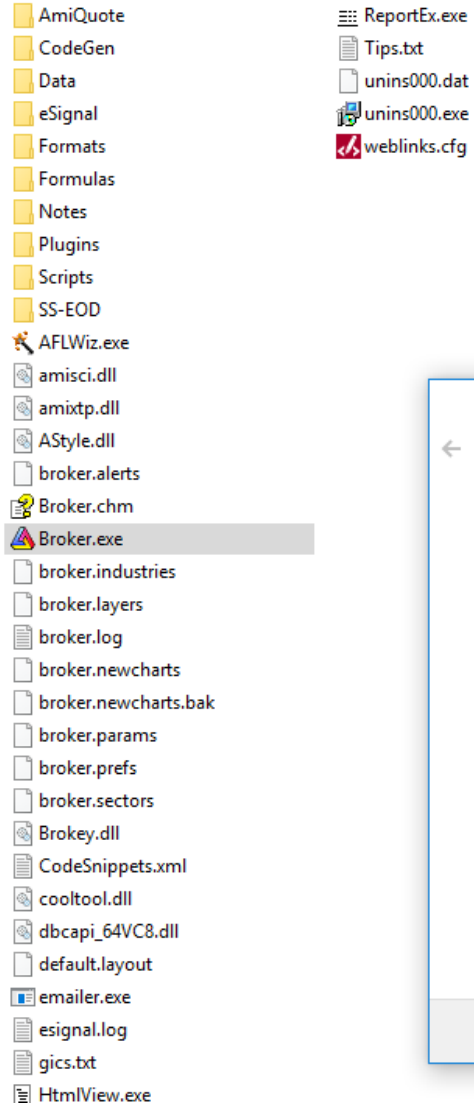
7

Yes, save these settings for this program এ ক্লিক করুন



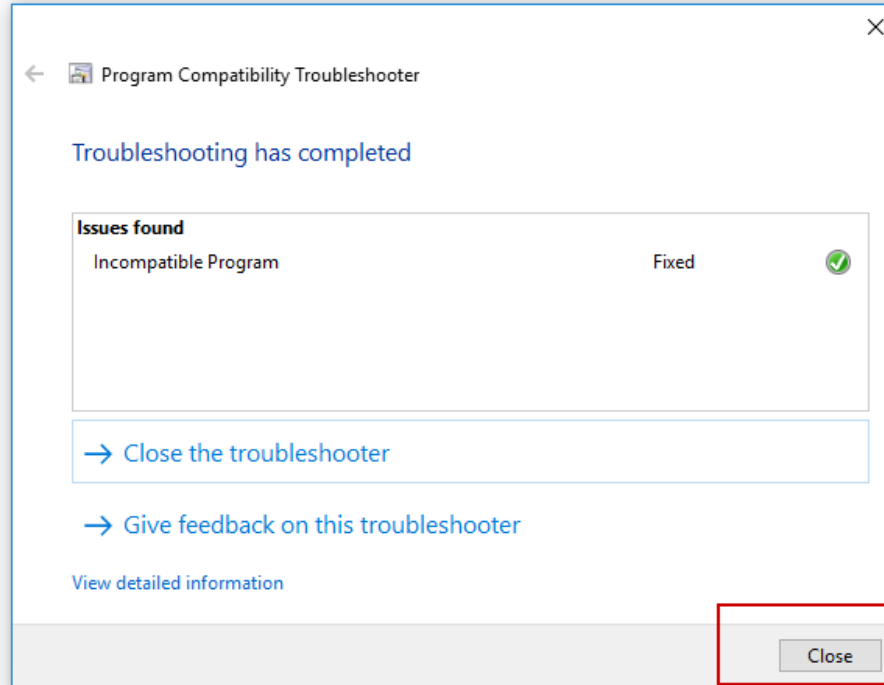
ধাপ-০৮

Local Disk (C:) > Program Files > AmiBroker



8

সবশেষে Close বাটনে ক্লিক করে
AmiBroker কনফিগারেশন সমাপ্ত করুন



ধাপ-০৯

AmiBroker - [AA - ALCOA INC - Daily]

File Edit View Insert Format Symbol Analysis Tools Window Help

AA - Daily 14-Oct-13 Open 8.24064, Hi 8.45986, Lo 8.24064, Close 8.42 (1.6%) Vol 19,441,500 MA(Close,15) = 8.13, Mid MA(Close,45) = 8.07, Long MA(Close,100) = 8.06, BBTop

9

এবার AmiBroker সফটওয়্যার চালু করে একটি নতুন EOD ডাটাবেজ তৈরি করুন, অথবা আপনার বর্তমান ডাটাবেজ ব্যবহার করতে পারেন ডিরেক্ট ডাটা ফীডের জন্য। ধরা যাক আপনার ডাটাবেজের নাম SS-EOD

Database settings

AmiBroker database maintains information about symbols, industry groups, watch lists. It is necessary even if you are using external data source.

General

Database folder: C:\Program Files\AmiBroker\SS-EOD Browse... Create

Load this database at startup

Data source: (local database)

Local data storage: Enable (recommended) Disable

Number of bars: 250 (approx. 250 days, 7 KB per symbol)

Base time interval: End-Of-Day

Flush cache Intraday settings Configure

OK Cancel

Symbol Full name

AA	ALCOA INC
AXP	AMER EXPRES
BA	BOEING CO
C	CITIGROUP IN
CAT	CATERPILLAR
DD	DU PONT E I D
DIS	WALT DISNEY
EK	EASTMAN KO

Interpretation

Price and moving averages:
AA(ALCOA INC) has closed above its Short time moving average.
Short time moving average is currently above mid-time, AND above long time moving averages.
The relationship between price and moving averages is: bullish in short-term, and bullish in mid-long term.

Bollinger Bands:
AA(ALCOA INC) has closed below upper band by 7.2%.
Bollinger Bands are 23.5% wider than normal.
The current width of the bands

AA - Volume = 19,441,500.00

AmiBroker - [AA - ALCOA INC - Daily]

File Edit View Insert Format Symbol Analysis Tools Window Help

AA D

AA (Daily) x

AA - Daily 14-Oct-13 Open 8.24064, Hi 8.45986, Lo 8.24064, Close 8.42 (1.6%) Vol 19,441,500 MA(Close,15) = 8.13, Mid MA(Close,45) = 8.07, L

10

Intraday ডাটা ফীডের জন্য আরেকটি ডাটাবেজ তৈরি করুন, যেমন SS-Intraday

Database settings

AmiBroker database maintains information about symbols, industry groups, watch lists. It is necessary even if you are using external data source.

General

Database folder: C:\Program Files\AmiBroker\SS-Intraday Browse...

Load this database at startup Create

Data source

Data source: (local database)

Local data storage: Enable (recommended) Disable

Number of bars: 250 (approx. 0 days, 7 KB per symbol)

Base time interval: 1 Minute

Flush cache Intraday settings Configure

OK Cancel

Symbol	Full name
AA	ALCOA INC
AXP	AMER EXPRES
BA	BOEING CO
C	CITIGROUP IN
CAT	CATERPILLAR
DD	DU PONT E I D
DIS	WALT DISNEY.
EK	EASTMAN KO.

Interpretation

Price and moving averages:
AA(ALCOA INC) has closed above its short time moving average. Short time moving average is currently above mid-time, AND above long time moving averages. The relationship between price and moving averages is: bullish in short-term, and bullish in mid-long term.

Bollinger Bands:
AA(ALCOA INC) has closed below upper band by 7.2%. Bollinger Bands are 23.5% wider than normal. The current width of the bands (close) does not suggest anything

AA - Volume = 19,441,500.00

Jul Aug Sep

ধাপ-১১

Smarter Stock, Version - [4.0] - [Update Data]

Tools | Company List | Company Analysis | Market Analysis | Price Monitor | CSE Data | My Share | News | IPO | Pattern Scanner | Query | Update Data | Window

Last Updated: Market Time: 10:30 AM to 2:30 PM

Last Company Data Updated on: 27-Dec-18 12:41 PM 1 day ago

Show AmiBroker Data Export Options Don't Update CSE Data **Update All Data** X

AmiBroker Data Export (this option is only for AmiBroker Users)

-All data will be exported in the following directory:
[C:\Program Files \(x86\)\Smart Stock\AmiBroker](C:\Program Files (x86)\Smart Stock\AmiBroker)

AmiBroker EOD Database Location: C:\Program Files\AmiBroker\SS-EOD ...

AmiBroker Intraday Database Location: C:\Program Files\AmiBroker\SS-Intraday ...

Export Old Trade Data: Direct Feed 28-Dec-18 To: 28-Dec-18

27-12-2018 Download Intraday Data For AmiBroker For Meta Stock

Auto Export Real-Time Trade Data (EOD) Direct Feed (EOD) No Direct Feed
(Format: Ticker, YMD, Open, High, Low, Close, Volume, OpenInt)

Auto Export Real-Time Trade Data (Intraday) Direct Feed (Intraday)
(Format: Ticker, YMD, Time, Close, Volume)

-If you want to import data manually in AmiBroker, go to File > Import Wizard.
-Then click 'Pick Files' and select the .csv files exported from Smarter Stock.
-In Define Fields form, select the format mentioned above and click the Next button.
-You can also save the Format and use 'Import ASCII' menu in AmiBroker.
-Don't close this Form if you want Real-Time Data Export for AmiBroker.
-Import the Intraday csv file in AmiBroker anytime to get intraday data.
-Select the 'Base time interval' as '5 Minute' in AmiBroker Intraday Database Setting to better understand the Candlestick.

-If you want Direct Data Feed in AmiBroker, create two Databases (EOD & Intraday) in AmiBroker.
-Select the path of the Databases in the above two Text Boxes.
-Run AmiBroker before starting exporting data from Smarter Stock.
-Check the 'Direct Feed' options in this form.
-For safety, keep regular backup of your AmiBroker database.
-** We don't give any guarantee that 'Direct Feed' data to AmiBroker will always work.**

11 এইবার Smarter Stock সফটওয়্যারের Update Data মেন্যুতে গিয়ে AmiBroker এর যে দুইটি ডাটাবেজ তৈরি করেছেন সেগুলোর লোকেশন দেখিয়ে দিন।

Smarter Stock, Version - [4.0] - [Update Data]

Tools | Company List | Company Analysis | Market Analysis | Price Monitor | CSE Data | My Share | News | IPO | Pattern Scanner | Query | Update Data | Window

Last Updated: Market Time: 10:30 AM to 2:30 PM

Last Company Data Updated on: 27-Dec-18 12:41 PM 1 day ago

Show AmiBroker Data Export Options Don't Update CSE Data

AmiBroker Data Export (this option is only for AmiBroker Users)

-All data will be exported in the following directory:
C:\Program Files (x86)\Smart Stock\AmiBroker

AmiBroker EOD Database Location: C:\Program Files\AmiBroker\SS-EOD ...

AmiBroker Intraday Database Location: C:\Program Files\AmiBroker\SS-Intraday ...

Export Old Trade Data: Direct Feed 01-Jul-18 To: 28-Dec-18

27-12-2018 Download Intraday Data

Auto Export Real-Time Trade Data (EOD) Direct Feed (EOD) No Direct Feed
(Format: Ticker, YMD, Open, High, Low, Close, Volume, OpenInt)

Auto Export Real-Time Trade Data (Intraday) Direct Feed (Intraday)
(Format: Ticker, YMD, Time, Close, Volume)

-If you want to import data manually in AmiBroker, go to File > Import Wizard.
-Then click 'Pick Files' and select the .csv files exported from Smarter Stock.
-In Define Fields form, select the format mentioned above and click the Next button.
-You can also save the Format and use 'Import ASCII' menu in AmiBroker.
-Don't close this Form if you want Real-Time Data Export for AmiBroker.
-Import the Intraday csv file in AmiBroker anytime to get intraday data.
-Select the 'Base time interval' as '5 Minute' in AmiBroker Intraday Database Setting to better understand the Candlestick.

-If you want Direct Data Feed in AmiBroker, create two Databases (EOD & Intraday) in AmiBroker.
-Select the path of the Databases in the above two Text Boxes.
-Run AmiBroker before starting exporting data from Smarter Stock.
-Check the 'Direct Feed' options in this form.
-For safety, keep regular backup of your AmiBroker database.
-** We don't give any guarantee that 'Direct Feed' data to AmiBroker will always work.**

12

পুরোনো EOD ডাটা আপনার AmiBroker ডাটাবেজে সরাসরি লোড/ফীড করার জন্য Export Old Trade Data অপশনে Direct Feed টিক চিহ্নটি দিয়ে For AmiBroker বাটন ক্লিক করুন।

ডিরেক্ট ফীড পাওয়ার জন্য অবশ্যই AmiBroker সফটওয়্যার Smarter Stock সফটওয়্যারের আগে রান করাতে হবে। কোন কারনে AmiBroker সফটওয়্যার বন্ধ করলে পুনরায় ডিরেক্ট ডাটা ফীড পেতে গেলে Smarter Stock ও বন্ধ করে AmiBroker এর পরে রান করাতে হবে। সবসময় মনে রাখবেন ডিরেক্ট ফীড পেতে প্রথমে AmiBroker তারপর Smarter Stock রান করাতে হবে।

Smarter Stock, Version - [4.0] - [Update Data]

Tools | Company List | Company Analysis | Market Analysis | Price Monitor | CSE Data | My Share | News | IPO | Pattern Scanner | Query | Update Data | Window

Last Updated: Updating... Share Price Market Time: 10:30 AM to 2:30 PM

Last Company Data Updated on: 27-Dec-18 12:41 PM 1 day ago

Show AmiBroker Data Export Options Don't Update CSE Data **Update All Data** X

AmiBroker Data Export (this option is only for AmiBroker Users)

-All data will be exported in the following directory:
C:\Program Files (x86)\Smart Stock\AmiBroker

AmiBroker EOD Database Location: C:\Program Files\AmiBroker\SS-EOD ...

AmiBroker Intraday Database Location: C:\Program Files\AmiBroker\SS-Intraday ...

Export Old Trade Data: Direct Feed 01-Jul-18 To: 28-Dec-18

27-12-2018 Download Intraday Data For AmiBroker For Meta Stock

Auto Export Real-Time Trade Data (EOD) **Direct Feed (EOD)** No Direct Feed
(Format: Ticker, YMD, Open, High, Low, Close, Volume, OpenInt)

Auto Export Real-Time Trade Data (Intraday) Direct Feed (Intraday)
(Format: Ticker, YMD, Time, Close, Volume)

-If you want to import data manually in AmiBroker, go to File > Import Wizard.
-Then click 'Pick Files' and select the .csv files exported from Smarter Stock.
-In Define Fields form, select the format mentioned above and click the Next button.
-You can also save the Format and use 'Import ASCII' menu in AmiBroker.
-Don't close this Form if you want Real-Time Data Export for AmiBroker.
-Import the Intraday csv file in AmiBroker anytime to get intraday data.
-Select the 'Base time interval' as '5 Minute' in AmiBroker Intraday Database Setting to better understand the Candlestick.

-If you want Direct Data Feed in AmiBroker, create two Databases (EOD & Intraday) in AmiBroker.
-Select the path of the Databases in the above two Text Boxes.
-Run AmiBroker before starting exporting data from Smarter Stock.
-Check the 'Direct Feed' options in this form.
-For safety, keep regular backup of your AmiBroker database.

13

মার্কেট চলাকালীন সময়ে ডিরেক্ট EOD ডাটা ফীড পাওয়ার জন্য Direct Feed (EOD) অপশনটি সিলেক্ট করুন, তাহলে আপনার AmiBroker সফটওয়্যার চালু থাকলে রিয়েলটাইম ডাটা AmiBroker এ অটো রিফ্রেশ হবে এবং আপনার ট্যাকনিক্যাল চার্ট/AFL/সিগনাল ইত্যাদি অটো কাজ করবে।

Smarter Stock, Version - [4.0] - [Update Data]

Tools | Company List | Company Analysis | Market Analysis | Price Monitor | CSE Data | My Share | News | IPO | Pattern Scanner | Query | Update Data | Window

Last Updated: 07:02:39 PM Data Updated Share Price Market Time: 10:30 AM to 2:30 PM

Last Company Data Updated on: 27-Dec-18 12:41 PM 1 day ago

Show AmiBroker Data Export Options Don't Update CSE Data **Update All Data** X

AmiBroker Data Export (this option is only for AmiBroker Users)

-All data will be exported in the following directory:
C:\Program Files (x86)\Smart Stock\AmiBroker

AmiBroker EOD Database Location: C:\Program Files\AmiBroker\SS-EOD ...

AmiBroker Intraday Database Location: C:\Program Files\AmiBroker\SS-Intraday ...

Export Old Trade Data: Direct Feed 01-Jul-18 To: 28-Dec-18

27-12-2018 Download Intraday Data For AmiBroker For Meta Stock

Auto Export Real-Time Trade Data (EOD) Direct Feed (EOD) No Direct Feed
(Format: Ticker, YMD, Open, High, Low, Close, Volume, OpenInt)

Auto Export Real-Time Trade Data (Intraday) Direct Feed (Intraday)
(Format: Ticker, YMD, Time, Close, Volume)

-If you want to import data manually in AmiBroker, go to File > Import Wizard.
-Then click 'Pick Files' and select the .csv files exported from Smarter Stock.
-In Define Fields form, select the format mentioned above and click the Next button.
-You can also save the Format and use 'Import ASCII' menu in AmiBroker.
-Don't close this Form if you want Real-Time Data Export for AmiBroker.
-Import the Intraday csv file in AmiBroker anytime to get intraday data.
-Select the 'Base time interval' as '5 Minute' in AmiBroker Intraday Database Setting to better understand the Candlestick.

-If you want Direct Data Feed in AmiBroker, create two Databases (EOD & Intraday) in AmiBroker.
-Select the path of the Databases in the above two Text Boxes.
-Run AmiBroker before starting exporting data from Smarter Stock.
-Check the 'Direct Feed' options in this form.
-For safety, keep regular backup of your AmiBroker database.

14

মার্কেট চলাকালীন সময়ে Intraday ডাটা AmiBroker এ ডিরেক্ট ফীড পাওয়ার জন্য Direct Feed (Intraday) অপশনটি সিলেক্ট করুন। সেক্ষেত্রে আপনার Intraday ডাটাবেজ লোকেশন Smarter Stock এ অবশ্যই সেট করা থাকতে হবে।